




Image Hints and Tips

Document Best Practice		
<p>Getting It Right</p>		
<p>Getting It Wrong - Format and Image Quality Make sure that your image is in the right format (JPG, BMP, PNG or TIFF) and at least 300dpi.</p>		
<p>Getting It Wrong - Rotation Make sure that the image is properly aligned, not rotated.</p>		
<p>Getting It Wrong - Alignment Make sure the image is properly aligned, not tilted or skewed.</p>		
<p>Getting It Wrong - Image Clarity Ensure that there is no glare or shaded areas on the image.</p>		
<p>Getting It Wrong - Cropped Area Make sure the image is tightly cropped with minimal background (likewise that the whole of the document image can be seen).</p>		
<p>Getting it wrong - Obscuring The Image Make sure that the whole of the image is visible and is not partly obscured in any way. This includes taking a copy of a thumb or finger over the document.</p>		